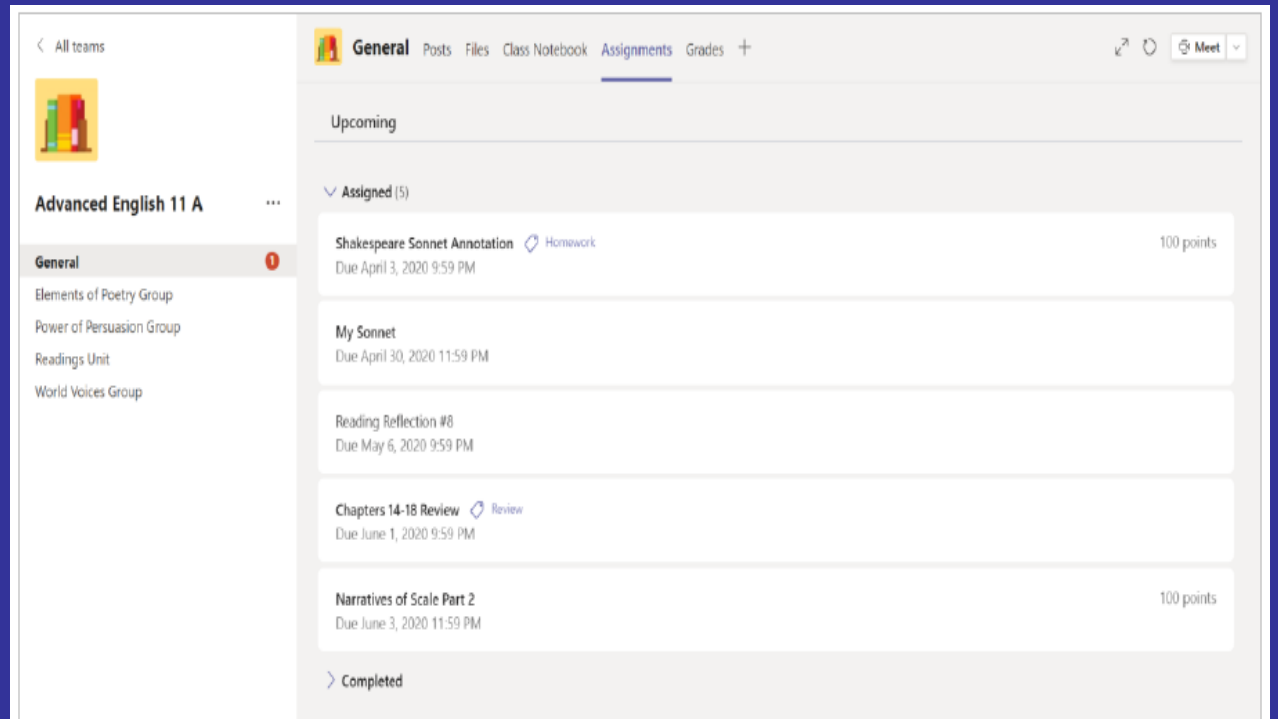


# Assignments and grades

View and turn in assignments.

1. Head to the class team and the **General** channel.  
Select the **Assignments** tab
2. To view assignment details and turn in work,  
select the assignment.
3. Attach any required materials by clicking **Add work**
4. Click **Turn in**



All teams

General Posts Files Class Notebook Assignments Grades +

Advanced English 11 A

General

Elements of Poetry Group

Power of Persuasion Group

Readings Unit

World Voices Group

Upcoming

Assigned (5)

Shakespeare Sonnet Annotation Homework 100 points  
Due April 3, 2020 9:59 PM

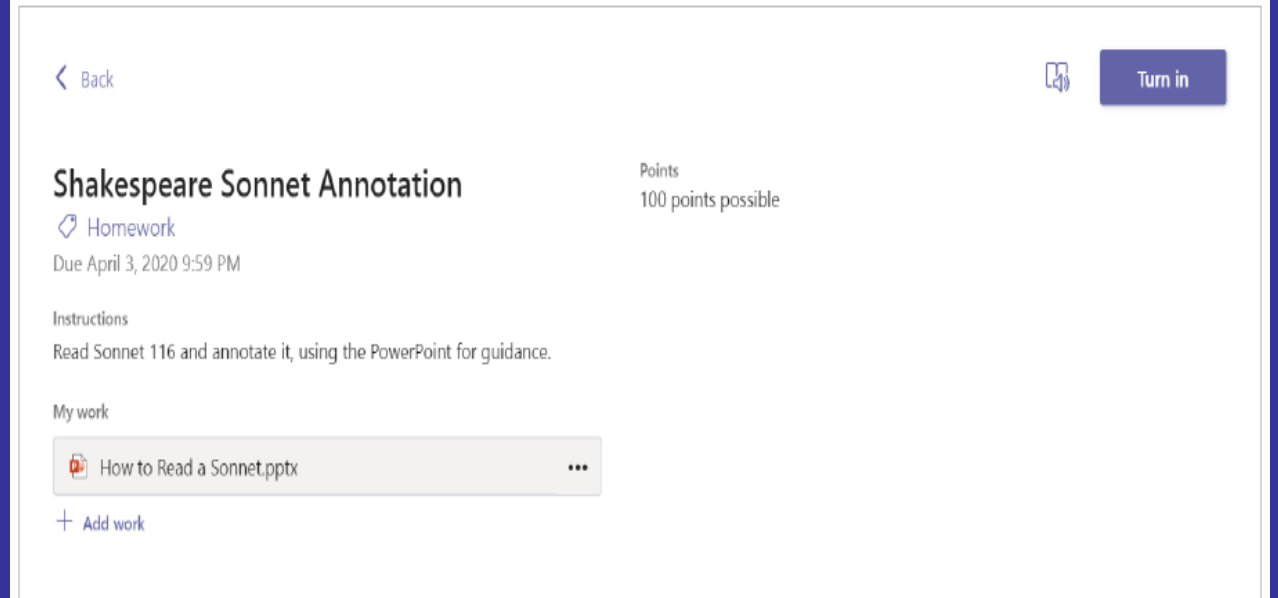
My Sonnet  
Due April 30, 2020 11:59 PM

Reading Reflection #8  
Due May 6, 2020 9:59 PM

Chapters 14-18 Review Review  
Due June 1, 2020 9:59 PM

Narratives of Scale Part 2 100 points  
Due June 3, 2020 11:59 PM

Completed



Back

Turn in

Shakespeare Sonnet Annotation

Points  
100 points possible

Homework

Due April 3, 2020 9:59 PM

Instructions

Read Sonnet 116 and annotate it, using the PowerPoint for guidance.


My work

How to Read a Sonnet.pptx

Add work

# Use Class Notebook in Teams

Need to take private notes or brainstorm with classmates? The **Class Notebook** tab lives in your class team's **General** channel. If your teacher has set up the notebook and directed the class to use it, click the tab and explore.

1. Select  to expand the notebook and see all your sections: a Collaboration Space for developing ideas and projects with classmates, a Content Library where your teacher can save important resources and a private notebook section that's just for your work.
2. Note the section at the bottom with your name that's your private notebook! Only you and your teacher can see it.

